



POSITIONNEUR A HAUTEUR REGLABLE PAR CRANS PRÉDÉFINIS



Châssis mécanosoudé

Inclinaison motorisée

Coffret de commande et protection normes CE

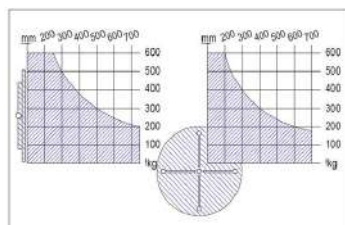
1 coffret électrique

1 commande à distance l=3m

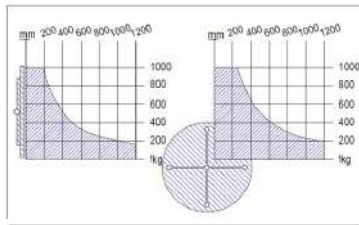
Pédale en option

Modèle	Capacité	Distance (G)* centre de gravité	Excentricité (E)* distance	Rotation plateau Tr/min	Angle de basculement	Diamètre plateau
HBS -06	600 kg	200 mm	100 mm	0.1-1	0°-135°	800 mm
HBS -10	1,000 kg	200 mm	100 mm	0.075-0.75	0°-135°	1000 mm
HBS -20	2,000 kg	200 mm	200 mm	0.06-0.6	0°-135°	1200 mm
HBS -30	3,000 kg	200 mm	200 mm	0.05 – 0.5	0°-135°	1400 mm
HBS -50	5,000 kg	300 mm	200 mm	0.05 – 0.5	0°-135°	1500 mm
HBS -100	10,000 kg	350mm	200mm	0.05 – 0.5	0°-135°	1800 mm

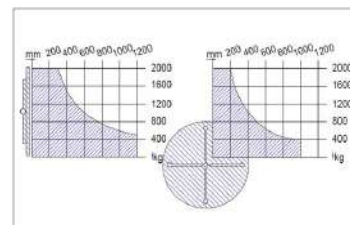
HBS-06



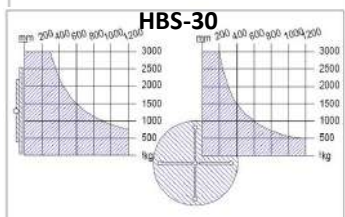
HBS-10



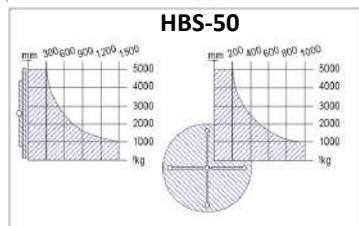
HBS-20



HBS-30



HBS-50



HBS-100

